




## Assessment of physical activity, exercise capacity and fitness level of the Polish esports players

Barbara Frączek <sup>1</sup><sup>1ABCD</sup>, Monika Szot <sup>2</sup><sup>2BCD</sup>, Andrzej Sagalara <sup>3</sup><sup>3D</sup>, Sebastian Krzepota <sup>4</sup><sup>4E</sup>, Maciek Skorko <sup>5</sup><sup>5AE</sup>, Dariusz Błachnio <sup>6</sup><sup>6AB</sup>, Bartosz Bertrandt <sup>7</sup><sup>7D</sup>, Krzysztof Szymaniuk <sup>4</sup><sup>4B</sup>, Andrzej Klimek <sup>8</sup><sup>8D</sup>

<sup>1</sup> Department of Sports Medicine and Human Nutrition, Institute of Biomedical Sciences, University of Physical Education in Krakow

<sup>2</sup> Department of Sports Dietetics, Gdansk University of Physical Education and Sport

<sup>3</sup> Department of Physical Education, Kaimes School, Edinburgh, UK

<sup>4</sup> AGO Esports sp z o.o, Warszawa, Poland

<sup>5</sup> Institute of Psychology, Polish Academy of Sciences, Warszawa, Poland

<sup>6</sup> SET Sport Edukacja Trening, Warszawa, Poland

<sup>7</sup> Amber Nutrition, Michałowice, Poland

<sup>8</sup> Department of Physiology and Biochemistry, Institute of Biomedical Sciences, University of Physical Education in Krakow

*Authors' Contribution: A – Study Design, B – Data Collection, C – Statistical Analysis, D – Manuscript Preparation, E – Funds Collection*

**Abstract:** Professional esports requires players to maintain mental skills at a high level and health-promoting physical condition. The aim of this study was to analyze the levels of physical activity (PA), exercise capacity and physical fitness. The study included 196 male Polish esports players (mean: 20.5±2.4 years), who completed the International Physical Activity Questionnaire (IPAQ) (n= 187), underwent exercise test using a cycle ergometer (n= 141) and participated in selected tests of physical fitness (n= 175). The average total energy expenditure was 1040 MET·min·week<sup>-1</sup>. The results show that most esports players had low (38%) and moderate (36.4%) levels of PA, and were characterized by an average level of cardiorespiratory fitness (VO<sub>2max</sub>= 41.92±5.41 mL·kg<sup>-1</sup>·min<sup>-1</sup>), and the amount of muscle power generated at the level of AeT (90.98±27.19 W), AnT (149.91± 29.91 W) and VO<sub>2max</sub> (210.29±42.63 W) was lower than published evidence on physically-active men. Physical fitness of the players was assessed as being satisfactory, but more research needed to clearly confirm this.

**Keywords :** esports, IPAQ, exercise capacity, total energy expenditure

Corresponding autor: Monika Szot, email: monika.szot@awf.gda.pl

Copyright: © 2024  
by the authors.  
Submitted for  
possible open  
access publication  
under the terms and  
conditions of the  
Creative Commons  
Attribution (CC BY)  
license  
(<http://creativecommons.org/licenses/by/4.0/>).

Received: 01.07.2023; Accepted: 21.08.2023; Published online: 3.01.2024

Citation: Frączek B, Szot M, Sagalara A, Krzepota S, Skorko M, Błachnio D, Bertrandt B, Szymaniuk K, Klimek A. Assessment of physical activity, exercise capacity and fitness level of the Polish esports players. Phys Act Rev 2024; 12(1): 32-46. doi: 10.16926/par.2024.12.04



## INTRODUCTION

Esports is a form of organized competitive video gaming that is gaining increasing recognition and millions of fans worldwide [1,2]. The requirements of esport competitors focus on various cognitive domains (attention, perception, and visuospatial skills) and physical abilities [1,3]. To be successful, esport players must also collaborate and cooperate with other teammates, which in turn requires additional communication skills (oral and verbal) and the expression of these skills in a dynamic and stressful environment. Esports can be divided into different genres (e.g., multiplayer online battle arenas, first-person shooters), which include special skills used in the virtual environment [4]. Previous studies have reported that esport players spend between 5.5 and 14 hours per day in the same seated position [5,6,7]; therefore, there are serious concerns that prolonged time spent in front of a computer screen may have negative physical and psychosocial consequences for these athletes [8].

It has been documented that some health-related behaviors that characterize esport players, such as prolonged sitting [9], sleep restriction and disturbance [10,11], unhealthy dietary habits [12], or video game addiction [13], may negatively affect their health and general well-being.

Some studies have focused on analyzing the level of physical activity (PA) among esport players [9,13-19] and, in the last five years, the most common pain complaints reported by this population [14,20-24]. However, accurate measures of exercise capacity and physical fitness are lacking in the literature, including direct comparisons between esport players at different performance levels (e.g., professional, semi-professional). We addressed these issues, therefore, this study was intended by analyzing the levels of PA, exercise capacity and physical fitness.

## MATERIAL AND METHODS

### *Participants*

The study sample consisted of 196 elite Polish male eSports players with at least 2 years of gaming experience (average  $6.4 \pm 2.6$  years). The players trained and participated in tournaments such as Counter-Strike:Global Offensive (CS:GO), League of Legends (LoL), and StarCraft. About 19.9% of the participants had professional experience, defined as receiving financial rewards and specialized training, and the rest were semi-professional (80.1%). Professionals spent more time playing than semi-professionals ( $6 \pm 1.95$  h·day<sup>-1</sup> vs.  $4 \pm 1.15$  h·day<sup>-1</sup>). One third of the group (33.2%) were college players, 22.9% were high school students, and 43.8% of the participants were non-students. The age of the participants ranged from 18 to 29 years (mean:  $20.5 \pm 2.4$  years), with a body weight of  $76.3 \pm 15.5$  kg and a height of  $180.3 \pm 6.3$  cm (Table 1). A body mass index (BMI) was calculated from the height (cm) and weight (kg) data. Based on the WHO recommendation for BMI [kg/m<sup>2</sup>] [25], it was found that the majority (62.8%) of esports players had a normal BMI, 20.9% were overweight, 8.7% were underweight, and 7.7% were obese.

Inclusion criteria for the study were: 1) male gender and at least 18 years old; 2) training in a professional or semi-professional team; 3) good general health (no chronic diseases); 4) provide signed written informed consent to participate in this research. The study was conducted in 2020-2022, approved by the Bioethics Committee of the Regional Medical Society in Gdansk (KB-63/22), and conducted in accordance with the Declaration of Helsinki.

Using a cross-sectional design, this study examined the level of PA in 187 esports players, the physical fitness qualities of 141 participants, and 175 players who participated in selected physical fitness tests. For each dependent variable, our sample was divided into professional and semi-professional players for comparative analysis.

Table 1. Characteristics of esports players

Variable		Total (n= 196)	Professional (n= 40)	Semi-professionals (n= 156)
Age (years)		20.5±2.4	21.1±2.6	20.3±2.3
Height (cm)		180.3±6.3	179.7±6.1	180.4±6.4
Weight (kg)		76.3±15.5	76.1±15.6	76.4±15.6
BMI (kg/m <sup>2</sup> )		23.4±4.2	23.5±4.1	23.4±4.3
Games	CS:GO	64.3 (126)	32.5 (13)	73.1 (114)
	LoL	35.2 (69)	65 (26)	26.9 (42)
	StarCraft	0.5 (1)	2.5 (1)	0 (0)
Education	Secondary students	22.9 (45)	0 (0)	28.8 (45)
	Collegiate players	33.2 (65)	2.5 (1)	41.0 (64)
	Non-students	43.8 (86)	97.5 (39)	30.1 (47)

Data presented as mean±SD or % (n)

### Measures

#### Assessment of physical activity

The Polish version of the International Physical Activity Questionnaire (IPAQ) was used to assess subjects' PA levels [26]. Participants reported the frequency and duration of sitting, walking, or moderate-to-vigorous physical activity that lasted at least 10 minutes (without interruption) during the previous seven days. Activities lasting less than 10 minutes were not included. Energy expenditure (expressed as MET-min-week<sup>-1</sup>) was calculated by multiplying the number of activity days per week by the corresponding MET value and the average duration of that activity in minutes. The individual results obtained for all activities performed during the week were summed to obtain the weekly energy expenditure. Each participant was classified into one of three levels based on the following criteria: (1) high: if they met at least one of the following criteria: three or more days of vigorous exercise, including at least 1500 MET-min-week<sup>-1</sup>, or seven or more days of any combination of activities (vigorous, moderate, or walking) exceeding 3000 MET-min-week<sup>-1</sup>; (2) moderate: if they met at least one of the following criteria: three or more days of vigorous activity (at least 20 minutes per day), or five or more days of moderate activity or walking (at least 30 minutes per day), or five or more days of any combination of PA (walking, moderate, or vigorous) exceeding 600 MET-min-week<sup>-1</sup>; (3) low: if they did not meet the criteria for the moderate or high categories.

#### Assessment of exercise capacity

In order to determine the subject's aerobic capacity (maximum oxygen uptake and the levels of aerobic and anaerobic thresholds), the direct method was used by means of a gradually increasing workload test performed on a Monark 894E cycle ergometer. The test began with a 3-minute warm-up of unloaded cycling and the load was increased by 50 W every 3 minutes until voluntary exhaustion was reached. The cadence was 60 rpm. Heart rate was simultaneously recorded with a pulse oxymeter (Polar Electro, model S410). During the test, oxygen uptake (VO<sub>2</sub>), minute ventilation (VE), and heart rate (HR) were recorded every 30 s. Aerobic and anaerobic thresholds were analyzed based on the dynamic changes of respiratory parameters. Overall, the following indicators of exercise capacity were evaluated: maximum oxygen uptake (VO<sub>2max</sub>), maximum HR (HR<sub>max</sub>), HR at aerobic threshold (HR at AeT) and anaerobic threshold (HR at AnT), HR recovery time to AeT, power at oxygen threshold (PO at AeT) and anaerobic threshold (PO at AnT), maximum power at VO<sub>2max</sub> (PO at VO<sub>2max</sub>), total work (kJ).

#### Assessment of physical fitness

The physical fitness of the participants was assessed by selected tests from the tests developed by the International Committee on the Standardization of Physical Fitness

Tests (ICSPFT) and the European Fitness Test (EUROFIT) [27]. To assess physical fitness, we performed a series of modified fitness tests: upper body strength/endurance push-ups (bending and straightening arms in support), muscular fitness, trunk abdominal strength (bending forward from lying backward), and grip strength using a dynamometer (Jamar), preceded by a presentation of correct exercise technique and a standardized warm-up. The following criteria were used to evaluate correctly performed exercises 30 or more arm bends (very good); 20-29 arm bends (good), 10-19 arm bends (fair/inadequate), and <10 arm bends (poor). Right and left hand grip strength was referenced to normative values found in the literature. The classification for each age group was adopted: 18-19 years (poor score: <35.7, normal score: 35.7-55.5, strong score: >55.5); 20-24 years (poor score: <36.8, normal score: 36.8-56.6, strong score: >56.6); 25-29 years (poor score: <37.7, normal score: 37.7-57.5, strong score: >57.5).

### Statistical analysis

Statistical analysis of the study data was performed using Statistica 12.0 (StatSoft Inc., USA). The characteristics of the group and the results obtained are presented as numerical data (n), percentages (%), descriptive statistics in the form of means ( $\bar{x}$ ), standard deviations (SD), and medians (Me). When there was a large number of variables in the analysis, the results are presented as medians. The dependencies of the variables studied were tested and statistically compared using the Pearson chi-square test of independence (professional vs. semi-professional eSports players). The level of statistical significance was set at  $p < 0.05$ .

## RESULTS

The total energy expenditure associated with sports PA was 1040 MET·min·week<sup>-1</sup>. Both groups were not statistically different in terms of PA (walking, moderate and vigorous activities). The results of the present study indicate that professionals spent significantly more time sitting than semi-professionals (600 min vs. 400 min,  $\chi^2 = 60.4$ ;  $p = .04$ ). A quarter of the participants showed a high level of PA, while 38% of the esports players were characterized by moderate activity and 36.4% by low activity. Among the professionals, the highest percentage were participants with moderate activity (54.1%), while semi-professionals dominated the players with low PA (37.9%) (Table 2).

The relative  $VO_{2max}$  in our male sample was  $41.92 \pm 5.41$  mL·kg<sup>-1</sup>·min<sup>-1</sup> and showed no difference between semi-professional ( $41.98 \pm 5.50$  mL·kg<sup>-1</sup>·min<sup>-1</sup>) and professional ( $41.64 \pm 4.91$  mL·kg<sup>-1</sup>·min<sup>-1</sup>) players. The maximum  $HR_{max}$  of the men studied was  $191 \pm 10$  beats·min<sup>-1</sup> and was similar in each of the study subgroups ( $191 \pm 10$  and  $192 \pm 7$  beats·min<sup>-1</sup>). Subgroup performance on these indices was not significantly different. The maximum power achieved at the  $VO_{2max}$  level was  $210.29 \pm 42.63$  W for all players tested and was similar in the semi-professional and professional subgroups, at  $210.73 \pm 43.20$  and  $208.15 \pm 39.70$  W, respectively.

HR values at the AeT level were  $146.20 \pm 6.94$  beats·min<sup>-1</sup> in all subjects and showed no intergroup differentiation between semi-professional ( $146.00 \pm 7.20$  beats·min<sup>-1</sup>) and professional ( $147.17 \pm 5.38$  beats·min<sup>-1</sup>) players. The relative HR values, expressed in relation to % $HR_{max}$  at the aerobic threshold level, were  $76.47 \pm 2.00\%$  among the subjects and were similar in the semi-professional and professional groups, amounting to  $76.46 \pm 1.97$  and  $76.53 \pm 2.04\%$ , respectively. The mean rate of heart contractions at the anaerobic threshold was  $174.16 \pm 7.87$  beats·min<sup>-1</sup> for all subjects and was similar in both subgroups ( $174.03 \pm 8.22$  and  $174.83 \pm 5.80$  beats·min<sup>-1</sup>). HR values expressed as %  $HR_{max}$  at the were approximately  $91.09 \pm 1.10\%$  for all subjects and were independent of playing level. Similarly, power values at AnT were similar in both athlete subgroups ( $149.89 \pm 31.20$  and  $150.04 \pm 22.58$  W), with mean values of  $149.91 \pm 29.91$  W when data were pooled (Table 3).

Regarding the perception of physical fitness, most participants achieved a very good (45.09%) or good (38.73%) result. However, it is worth noting that among those who performed <10 arm bends, some did not perform a single correct repetition and they accounted for 9.25% of all respondents. On the other hand, more than 94% of the participants obtained a good or very good grade in the forward trunk bending test, and 1.73% of the subjects did not perform any technically correct repetitions (<10 bends) (Table 4). Individual results for the professional and semi-professional subgroups are shown in Table 5.

The grip strength of the study participants was assessed for both the left and right hand as a normative result in comparison to men aged 18-19 years (60% and 61.42%) and 20-24 years (61.42% and 59.34%) (Figure 1). The grip strength of the professional and semi-professional athletes is shown in Figures 2 and 3.

Table 2. Levels of physical activity depending on esports status based on the IPAQ questionnaire

Sport level	Total (n= 187)	Professionals (n= 37)	Semi-professionals (n= 150)	p
Low	36.4 (68)	29.7 (11)	38.0 (57)	0.488
Moderate	37.9 (71)	54.1 (20)	34.0 (51)	0.444
High	25.7 (48)	16.2 (6)	28.0 (42)	0.431

Data are expressed as percentages (n); significant difference between groups  $p < 0.05$

Table 3. Physiological responses at exercise graded intensity during cycling

Physiological parameters	Total (n= 141)	Professional (n= 24)	Semi-Professional (n= 117)	p
$VO_{2\max}$ ( $\text{mL}\cdot\text{kg}^{-1}\cdot\text{min}^{-1}$ )	41.92±5.41	41.64±4.91	41.98±5.50	0.100
$VE_{\max}$ ( $\text{L}\cdot\text{min}^{-1}$ )	111.66±4.18	111.97± 11.77	111.60±14.62	0.373
$HR_{\max}$ ( $\text{beats}\cdot\text{min}^{-1}$ )	191.28±9.83	192.38±7.16	191.05±10.28	0.855
PO at $VO_{2\max}$ (W)	210.29±42.63	208.15±39.70	210.73±43.20	0.611
HR at AeT ( $\text{beats}\cdot\text{min}^{-1}$ )	146.20±6.94	147.17±5.00	146.00±7.20	0.960
% $HR_{\max}$ at AeT	76.47±2.00	76.53±2.04	76.46±1.97	0.072
PO at AeT (W)	90.98±27.19	93.03± 26.08	90.56±27.40	0.823
HR at AnT ( $\text{beats}\cdot\text{min}^{-1}$ )	174.16±7.87	174.83±5.80	174.03 ± 8.22	0.974
% $HR_{\max}$ at AnT	91.09±1.10	90.90±1.03	91.13±1.11	0.223
PO at AnT (W)	149.91±29.91	150.04±22.58	149.89±31.20	0.899
Total Work (kJ)	74.29±28.45	74.67±22.87	74.22±29.46	0.858
HR recovery time to AeT (s)	113.55±33.41	114.33±31.24	113.38±33.83	0.144

Data are presented as mean ± SD; significant difference between groups  $p < 0.05$ ;  $\text{mL}\cdot\text{kg}^{-1}\cdot\text{min}^{-1}$  milliliters per kilogram per minute;  $\text{L}\cdot\text{min}^{-1}$  - liters per minute;  $VO_{2\max}$ - maximum oxygen uptake;  $VE_{\max}$ - maximum minute ventilation;  $HR_{\max}$ - maximum heart rate; PO at  $VO_{2\max}$ - power output at maximum oxygen rate, HR- heart rate, AeT- aerobic threshold, %  $HR_{\max}$ - percentage of maximum heart rate, PO at AeT- power output at aerobic threshold, HR at AnT- heart rate at anaerobic threshold, %  $HR_{\max}$  at AnT- percentage of maximum heart rate at anaerobic threshold; PO at AnT- power output at anaerobic threshold.

Table 4. Results of individual fitness tests

Fitness test	Rating % (n)			
	Very good	Good	Adequate	Poor
Arm bending	34.68 (60)	38.73 (67)	17.34 (30)	9.25 (16)
Slopes	55.49 (96)	38.73 (67)	4.05 (7)	1.73 (3)
Average	45.09 (78)	38.73 (67)	10.70 (19)	5.49 (10)

Table 5. Results of individual fitness tests according to sport status

Individual fitness tests	Professionalists (n= 39) Rating % (n)				Semi-professionals (n= 134) Rating % (n)			
	Very good	Good	Adequate	Poor	Very good	Good	Adequate	Poor
Arm bending	17.95 (7)	41.03 (16)	25.64 (10)	15.38 (6)	39.55 (53)	38.06 (51)	14.93 (20)	7.46 (10)
Slopes	20.51 (8)	58.97 (23)	12.82 (5)	7.69 (3)	65.67 (88)	32.84 (44)	1.49 (2)	0 (0)
Average	19.23 (8)	50.00 (20)	19.23 (13)	11.54 (5)	52.61 (71)	34.45 (48)	8.21 (11)	3.73 (5)

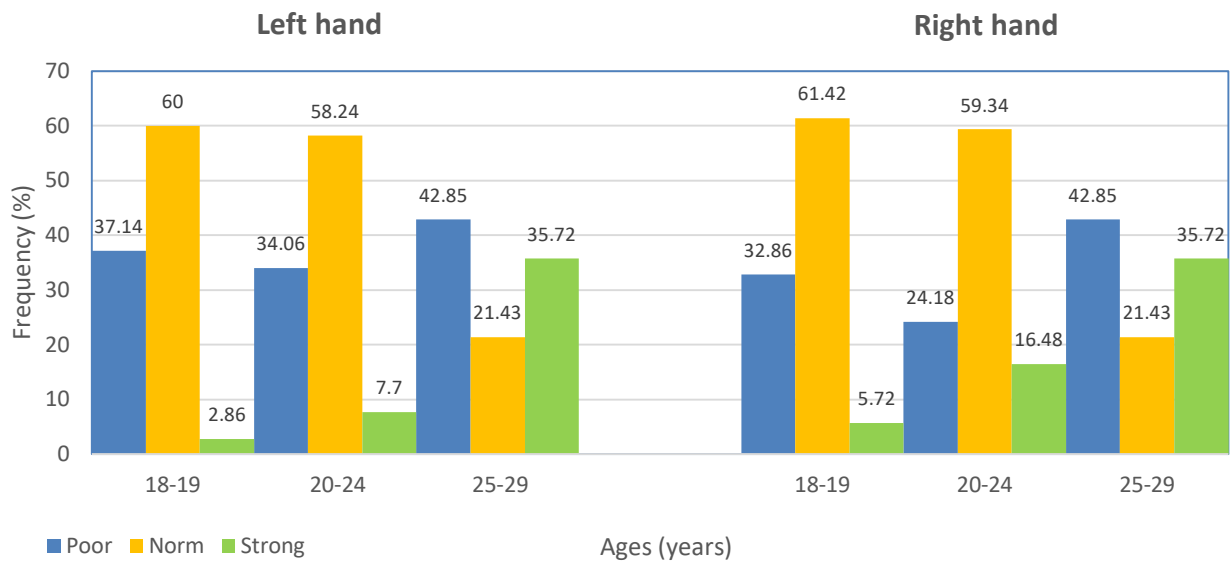


Figure 1. Comparison of grip strength in a group of esports players by age group

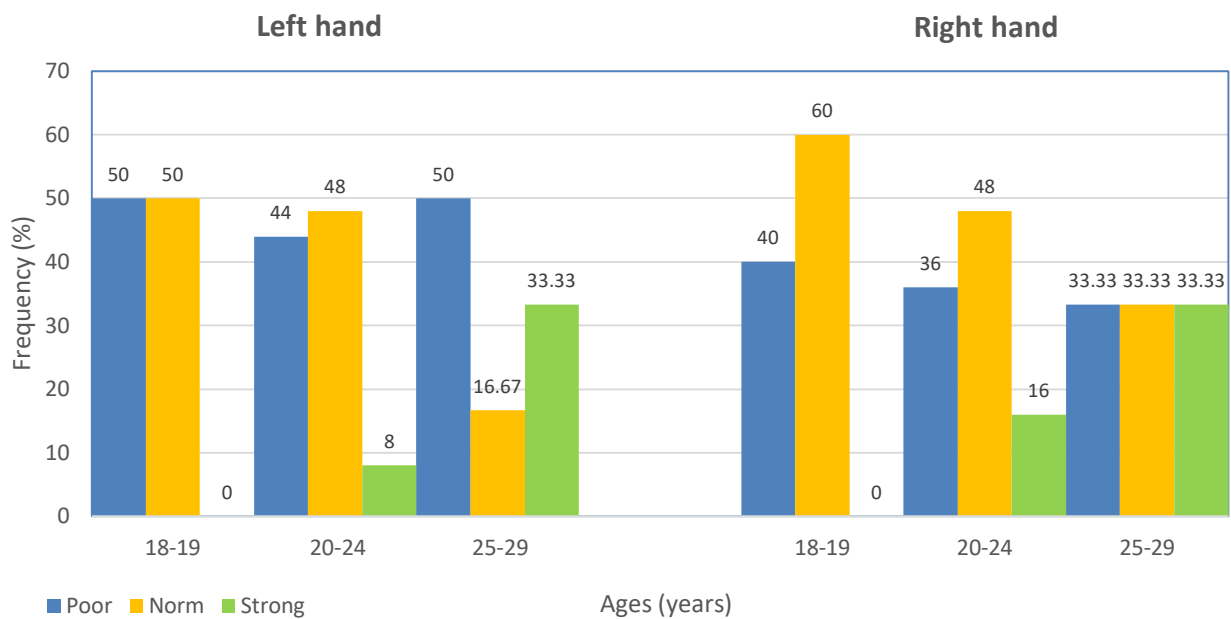


Figure 2. Comparison of grip strength in a group of professionals

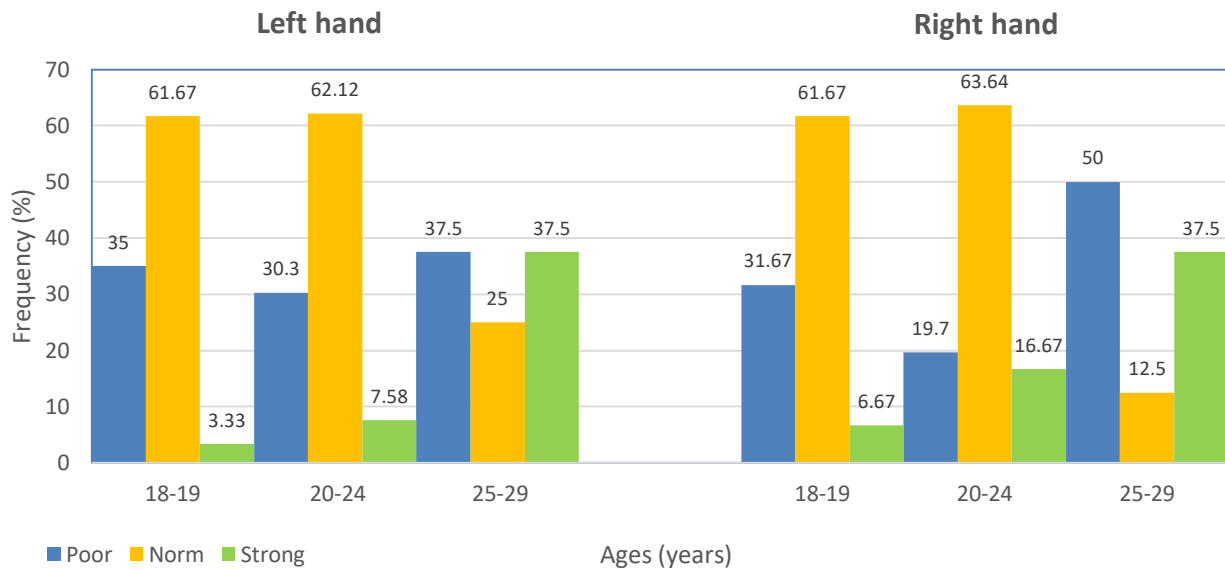


Figure 3. Comparison of grip strength in a group of semi-professionals

## DISCUSSION

Previous studies have investigated PA levels among Spanish, German, Swedish, Chilean, Argentinean, Brazilian, Mexican, Arabic, Danish, Indonesian, Portuguese, American, and Malawian esports players [14-16,18,19,22,28,29]. The aim of the present study was to evaluate PA among Polish esports players. Most respondents reported moderate (37.9%) to low (36.4%) levels of PA, and no significant group differences in PA levels were found between professional and semi-professional esports players. These findings contrast with previous reports of professionals demonstrating moderate to high levels of PA with higher MET-min-week<sup>-1</sup>, based on esports players from Europe, Latin America and Indonesia [15,16], Germany [9], and virtual footballers participating in the Portuguese Football Federation (FPF) [18,19].

One study also reported that 97% of collegiate esports players engaged in intensive PA [29]. Our study shows that Polish professionals were less physically active and spent significantly more time in a sedentary position than semi-professionals, due to more frequent and longer training sessions [8] and additional activities related to professional esports (e.g. meetings with a team, coach, participation in international tournaments). Trotter et al. 2020 found that players ranked in the top 10% had higher levels of PA compared to the remaining 90% of lower ranked players. In our study, professional esports players were significantly less active (1017 MET-min-week<sup>-1</sup>) compared to the top 50 Indonesian MOBA players (3120.2 MET) [15] and professional esports players from Europe and Latin America (2429-2533 MET-min-week<sup>-1</sup>) [16]. Others have shown that 80% of esports players did not meet WHO guidelines for PA [13], while 40% of college students did not engage in any form of physical activity [20].

Esports players, for example, may be at higher risk for health hazards and other common complaints (e.g., eye fatigue, musculoskeletal pain) than men of similar age [20]. It has been suggested that prolonged game playing may correlate with a higher BMI [30], but a strong association between game playing and the development of the obesity syndrome has not been conclusively established [31]. In the current study, male gamers were mostly of normal body weight (62.8%), which was a higher percentage than observed in German esports players (51%) [9]. A smaller proportion of Polish gamers were overweight (20.9%) and obese (7.7%). Similar results were reported by Giakoni-Ramírez et al. 2022, where 49.6% of the players had a normal body mass and 7.3% were

obese. According to Trotter et al. 2020, esports players from the United States, Australia, Canada, Germany, and the United Kingdom were mostly of normal weight and obese.

Exercise capacity is largely determined by the proper functioning of the cardiovascular and respiratory systems. Determining the maximal physiological parameters of esports players provides a quantitative assessment of the health status of the subjects. The  $VO_{2max}$  values of  $41.92 \pm 5.41$  mL·kg<sup>-1</sup>·min<sup>-1</sup> in the present study indicate an average level (according to the standards of the American College of Sports Medicine and the American Heart Association) of cardiorespiratory fitness in the study of esports players [32-34]. Similarly, according to the accepted norms for 20-29 year old Finnish men (as part of the FinFit-2017 study), the  $VO_{2max}$  values obtained here allow us to classify male esports players with an average level of cardiorespiratory fitness (range 41.64 to 41.98 mL·kg<sup>-1</sup>·min<sup>-1</sup>) [35]. It is worth noting that according to the somewhat more "rigorous"  $VO_{2max}$  classification developed by Irma Astrand in 1960 [36], esports players could be defined as men with an adequate (range 39 to 43 mL·kg<sup>-1</sup>·min<sup>-1</sup>) level of aerobic capacity. The reported average level of cardiorespiratory fitness is most likely due to the prevalence of moderate (38%) and low (36.4%) PA in our assessment of esports players.

Comparing the current recorded  $VO_{2max}$  with other findings in young men (using a bicycle ergometer), it can be seen that aerobic capacity tends to increase with higher levels of self-reported PA. Similar mean  $VO_{2max}$  values ( $44.2 \pm 2.8$  mL·kg<sup>-1</sup>·min<sup>-1</sup>) were found by Marsh and Martin et al. 1997 and Claytor et al. 1988 ( $45.5 \pm 1.0$  mL·kg<sup>-1</sup>·min<sup>-1</sup>) in young cohorts reporting low and moderate levels of PA [37,38]. In recreationally active students,  $VO_{2max}$  values averaged between 45 and 50 mL·kg<sup>-1</sup>·min<sup>-1</sup> [39-41].  $VO_{2max}$  values of  $45 \pm 8$  mL·kg<sup>-1</sup>·min<sup>-1</sup> were recorded in the study by Hodgson et al. 2018, which included 25-year-old students who reported PA levels of approximately four recreational training sessions per week [41]. Higher  $VO_{2max}$  values have been reported in recreationally active students by Wilkerson et al. 2004 ( $50.0 \pm 1.7$  mL·kg<sup>-1</sup>·min<sup>-1</sup>) and Majerczak et al. 2006 ( $50.9 \pm 5.2$  mL·kg<sup>-1</sup>·min<sup>-1</sup>). An even higher level of aerobic capacity ( $VO_{2max} = 52.9 \pm 4.7$  mL·kg<sup>-1</sup>·min<sup>-1</sup>) has been demonstrated in college athletes [42]. The highest  $VO_{2max}$  values (60 to more than 70 mL·kg<sup>-1</sup>·min<sup>-1</sup>) have been reported in young male endurance athletes (runners, cyclists and cross-country skiers) [38,43-46]. Conversely, very low  $VO_{2max}$  values ( $33.6 \pm 5.4$  mL·kg<sup>-1</sup>·min<sup>-1</sup>) were found in a study of young people (women and men aged 18-28 years) with a sedentary lifestyle [47].

It should be noted that the mode of exercise can affect cardiorespiratory performance. In particular, during exercise tests performed on a cycle ergometer, subjects typically achieved lower  $VO_{2max}$  values (by a few to several percent) compared to running efforts performed on a mechanical treadmill [48,49]. This is due in part to greater local fatigue of the lower limb muscles during exercise on the cycle ergometer, resulting in premature termination of the exercise test, as well as greater activation of muscle mass during these running efforts [49,50]. In one such example, a group of non-training young men ( $21.6 \pm 1.4$  years old) recorded  $VO_{2max}$  values of  $54.5 \pm 3.6$  mL·kg<sup>-1</sup>·min<sup>-1</sup> during a running test on a mechanical treadmill [51], which were more than 20% higher than those observed in the esports players in the present study. It is also worth noting that indirect methods of  $VO_{2max}$  assessment can yield similar results to those reported here. Bragada et al. 2022 used a step test (StepTest4all) to estimate a  $VO_{2max}$  volume of  $47.75 \pm 6.71$  mL·kg<sup>-1</sup>·min<sup>-1</sup> in nontraining young men [52], and Khammassi et al. 2018 estimated a  $VO_{2max}$  volume of  $42.7 \pm 5.3$  mL·kg<sup>-1</sup>·min<sup>-1</sup> in overweight and obese (BMI =  $29.9 \pm 2.2$  kg/m<sup>2</sup>) 20-year-old men based on the results of a field running test (VAMEVAL test) [53].

The maximal  $VO_{2max}$  achieved in these studies ( $210.29 \pm 42.63$  W) was lower than in exercise tests (including cycle ergometry) in healthy young men of similar age [39-41,54] and much lower than in peers training for running trials [43,45,55-56]. In studies of recreationally active men of similar age, maximal aerobic power was significantly higher than that recorded in the esports players in the present study. Wilkerson et al. 2004 reported PO at  $VO_{2max}$  of  $356 \pm 8$  W and Hodgson et al. 2018  $333 \pm 55$  W. Higher PO at  $VO_{2max}$  ( $293 \pm 29$  W) was also reported by Majerczak et al. 2006 and Grandys et al. 2009 in



students of the Academy of Physical Education ( $256 \pm 24$  W). Much higher PO values at  $VO_{2max}$  were, as expected, recorded in endurance athletes. Lucia et al. 2001 conducted studies in professional road cyclists and recorded more than twice the maximum aerobic power of  $517 \pm 11$  W compared to our results, while Michalik et al. 2021 recorded  $388 \pm 40$  W in younger (16 to 18 year old) cyclists, slightly higher than Pallarés et al. 2020 ( $366 \pm 26$  W) in their study in triathletes and cyclists.

In the current study, HR at AeT ( $146.20 \pm 6.94$  beats·min<sup>-1</sup>;  $76.47 \pm 2.00$  %HR<sub>max</sub>) was lower than that of sprinters ( $159$  beats·min<sup>-1</sup>;  $86.0$  %HR<sub>max</sub>) and distance runners ( $156$  beats·min<sup>-1</sup>;  $86.6$  %HR<sub>max</sub>) of similar age (21 years) [57]. However, a comparison of the cardiovascular response to AeT in young (16-18 year old) cyclists, in whom HR was measured at an intensity corresponding to maximal fat oxidation (FAT<sub>max</sub>), showed a lower AeT intensity ( $124 \pm 15$  beats·min<sup>-1</sup>;  $63.5 \pm 7.7$  %HR<sub>max</sub>) than in esports players, but the power generated by the cyclists at this intensity was on average 14 W higher ( $104.4 \pm 52.8$  W) [45].

Compared to physically active but not athletically trained 20-year-olds, the power generated by gamers at the AeT level ( $90.80 \pm 27.19$  W) at a cadence of 60 rpm was significantly lower than the power achieved at the LT threshold level in studies by Majerczak et al. 2006 ( $160 \pm 36$  W), Majerczak et al. 2017 ( $123 \pm 9$  W) [58], and Grandys et al. 2009 (average 120 W). In the cited 2006 study, the HR at the LT threshold was slightly lower ( $140 \pm 13$  beats·min<sup>-1</sup>) than in the esports players in the present study ( $147 \pm 7$  beats·min<sup>-1</sup>), while the mean relative workload (74% HR<sub>max</sub>) was similar to that of the esports players (76% HR<sub>max</sub>) [40]. In this case, the lower value of power generated at the AeT level by esports players compared to physically active men, despite a comparable relative load (%HR<sub>max</sub> at AeT), may indicate a lower mechanical efficiency of the lower limb muscles in this group. However, to further explain this phenomenon, studies with direct analysis of respiratory gas exchange are needed to compare the relationship between  $VO_2$  increase and power produced [59-61].

The power produced at AnT in the esports group ( $149.91 \pm 29.91$  W) was lower than that reported in other studies of physically active young men. For example, Wilkerson et al. 2004 reported a critical power of  $280 \pm 8$  W and Thorland et al. 1994 [62] reported a power at onset of blood lactate accumulation (OBLA) of  $211.4 \pm 46.5$  W in 20-year-old men. Power values at the 4 mM OBLA threshold ( $161 \pm 4$  W) in nontrained ( $VO_{2max} < 50$  mL·kg<sup>-1</sup>·min<sup>-1</sup>) young men were similar to those reported by Messonnier et al. 2013, and HR at OBLA ( $158 \pm 5$  beats·min<sup>-1</sup>) and load ( $83 \pm 3$  %HR<sub>max</sub>) were lower than in the esports players in our study. The effect of training on power output is particularly evident in studies of cyclists, for whom exercise testing on a cycle ergometer has greater training specificity. One such study (in cyclists) reported similar HRs to esports players at VT2 ( $176 \pm 2$  beats·min<sup>-1</sup>;  $91.7 \pm 0.9$  %HR<sub>max</sub>), but the power generated at VT2 ( $449.2 \pm 0.3$  W) [43] was almost three times higher than that at AnT in esports players. Another study in a cycling cohort observed power values (at the OBLA level) of  $259 \pm 10$  W, and the cardiovascular response (HR  $168 \pm 3$  beats·min<sup>-1</sup>;  $89 \pm 1$  %HR<sub>max</sub>) was similar to that recorded in the current esports sample of men [63].

We found that most of the esports players had a very good (45.09%) and good (58.73%) physical fitness status. However, only 10.70% of players were in the fair category and 5.5% were in the poor category. The results of the present study showed that the grip strength of gamers in the 18-19 (60% and 61.42%) and 20-24 (58.24% and 59.34%) age groups was at a normal level compared to gamers in the 25-29 age group, who mostly had poor strength (42.85%) (Figure 1). The preliminary results of this study indicate that esports players can potentially be considered fit, which is important scientific evidence. Currently, there is very limited research on the physical fitness of esports players. Therefore, the results of our sample may provide useful information for future research. In a related study on Palu City esports players, most were classified as having a sufficient category of physical fitness, but none reached a high level [64].

The physical demands of esports players are three times higher than those of office workers and depend on the type of esports games, different platforms, and performance levels [65]. Similar to traditional sports, exercise and increased physical fitness can help meet the physical demands of professional esports players and influence their success [66,67]. Exercise and physical fitness may also be essential for various aspects of gaming performance, including attention, memory, information processing, task-switching abilities [66], mood, stress and/or anxiety [68], and sleep [69,70]. It has been suggested that health-promoting behaviors, such as stretching and strengthening tendons, hand, arm, and shoulder muscles, may prevent injuries and even end a professional gamer's career [67].

Data from authors who have studied other groups are interesting. Tammelin et al. 2002 examined the effectiveness of young men in terms of grip strength and core muscle strength and showed that young men engaged in heavy physical work had higher grip strength and core muscle endurance than young men engaged in light work [71]. In turn, Osailan 2021 demonstrated that effective use of smartphones in a group of young men from Saudi Arabia resulted in stronger hand grip and pinch grip strength [72]. Our findings should be compared with research on academic adolescents. Studies in groups of medical and psychotherapy students have shown conflicting results indicating low PA levels. [73-75]. On the other hand, other analyses have pointed out that students with a higher PA had better results in the strength test and the long jump [76], and also showed a higher general fitness compared to those with a lower level [77]. A low level of physical fitness was also found in the group of drivers in one of the recent studies [78]. Some evidence suggests that esports players pay little attention to improving their physical fitness, which we believe is due to a lack of understanding of how it affects different aspects of game performance [79].

This article presents the first comprehensive findings on the cognition of physical activity, exercise capacity and physical fitness assessment among Polish professional and semi-professional esports players. Our findings fit into a growing interest of esports considering the fact that the majority of the world's gamers are adolescents and young adults who compete in a physically and mentally demanding virtual environment associated with potential adverse health-related effects [80]. PA is an intrinsic and integral part of a healthy lifestyle, and its adequate levels influence physical fitness, which determines health status, mobility, and overall functioning [81-83]. For gamers, PA is significant and has a positive impact on capacity and performance [66,84]. For esports players, these benefits are supported by a balanced diet adapted to daily energy expenditure and the consumption of products that may affect health and brain function [85], especially psychobiotics [86]. To our knowledge, many studies have focused on profiling health and PA in esports, while physical fitness in esports players seems to be overlooked, so further research in this area is needed. More and more professional players and their trainers are becoming aware of the importance of maintaining an adequate level of physical fitness for esports, which helps to increase concentration during the game [87,88]. There is no doubt that people involved in professional esports should be physically fit.

### *Study limitations*

The current study is not without its limitations. First, the sample size was small and the groups unbalanced, which may lead to biased results. Although the IPAQ questionnaire is recommended and widely used to assess PA, the number of activities reported by esports players may be overestimated/underestimated compared to an objective measurement (e.g. wearable sensor) and the data obtained may be less reliable. Second, not all possible fitness tests were performed, so it is questionable whether the results obtained fully characterize the broader fitness capacity of the studied population. Therefore, there is a clear need for further monitoring of physiological parameters related to physical health using direct methods. Nevertheless, the information gained from the

current experiment may still have prescriptive value for training staff involved in the preparation of eSports players, i.e. doctors, nutritionists, physiotherapists or psychologists.

## CONCLUSION

1. The results of this study suggest that Polish esport players achieved low and moderate levels of PA. Esports players were characterized by an average level of cardiorespiratory fitness, and the amount of muscle power generated at the level of AeT, AnT and  $VO_{2max}$  was lower than published evidence on physically active men.
2. The physical fitness of the players was judged to be satisfactory, but further research is needed to confirm this unequivocally.
3. As esport becomes more professional and a viable career option, players should be encouraged to engage in regular PA, which is likely to correlate with improvements in exercise capacity and physical fitness, which are critical for health and esport performance.

**Funding:** Researcher grant project no. POIR.01.02.00-00-0205/20.

**Declarations:** All authors declare that they do not have any conflict of interest.

## REFERENCES

1. Wagner MG. On the Scientific Relevance of Esports. Proceedings of the 2006 International Conference on Internet Computing and Conference on Computer Game Development; 2006 June 26-29; Las Vegas, Nevada, USA: CSREA Press
2. Franks RR, King D, Bodine W, Chisari E, Heller A, Jamal F 4th, Luksch J, Quinn K, Singh R, Solomon M. AOASM Position Statement on Esports, Active Video Gaming, and the Role of the Sports Medicine Physician. *Clin J Sport Med* 2022; 32: e221-e229
3. Martin-Niedecken AL, Schättin A. Let the Body'n'Brain Games Begin: Toward Innovative Training Approaches in eSports Athletes. *Front Psychol* 2020; 11: 138. doi: 10.3389/fpsyg.2020.00138
4. Pluss MA, Novak AR, Bennett JM, Panchuk D, Coutts AJ, Franssen J. Perceptual-motor abilities underlying expertise in esports. *Journal of Expertise* 2020; 3: 133-143.
5. DiFrancisco-Donoghue J, Balentine J, Schmidt G, Zwibel H. Managing the Health of the ESport Athlete: An Integrated Health Management Model. *BMJ Open Sport Exerc Med* 2019; 5: e000467. doi: 10.1136/bmjsem-2018-000467
6. Emara AK, Ng MK, Cruickshank JA, Kampert MW, Piuze NS, Schaffer JL, King D. Gamer's Health Guide: Optimizing Performance, Recognizing Hazards, and Promoting Wellness in Esports. *Curr Sports Med Rep* 2020; 19: 537-545. doi: 10.1249/JSR.0000000000000787
7. Truong P, Truong L, Le TKK. Orthopedic Injuries from Video Games: A Literature Review and Implications for the Future. *Int. Arch. Orthop. Surg* 2020; 3: 020. doi: 10.23937/2643-4016/1710020
8. Chung T, Sum S, Chan M, Lai E, Cheng N. Will Esports Result in a Higher Prevalence of Problematic Gaming? A Review of the Global Situation. *J Behav Addict* 2019; 8: 384-394. doi: 10.1556/2006.8.2019.46
9. Rudolf K, Bickmann P, Froböse I, Tholl C, Wechsler K, Grieben C. Demographics and Health Behavior of Video Game and eSports Players in Germany: The eSports Study 2019. *Int J Environ Res Public Health* 2020; 17: 1870. doi: 10.3390/ijerph17061870
10. Bonnar D, Lee S, Roane BM, Roane BM, Blum DJ, Kahn M, Jang E, Dunican IC, Gradisar M, Suh S. Evaluation of a Brief Sleep Intervention Designed to Improve the Sleep, Mood, and Cognitive Performance of Esports Athletes. *Int J Environ Res Public Health* 2022; 19: 4146. doi: 10.3390/ijerph19074146
11. Lee S, Bonnar D, Roane B, Blum DJ, Kahn M, Jang E, Dunican IC, Gradisar M, Suh S. Sleep Characteristics and Mood of Professional Esports Athletes: A Multi-National Study. *Int J Environ Res Public Health* 2021; 18: 664. doi: 10.3390/ijerph18020664
12. Szot M, Frączek B, Tyrała F. Nutrition Patterns of Polish Esports Players. *Nutrients* 2022; 15: 149. doi: 10.3390/nu15010149

13. Trotter MG, Coulter TJ, Davis PA, Poulos DR, Polman R. The Association between Esports Participation, Health and Physical Activity Behaviour. *Int J Environ Res Public Health* 2020; 7: 7329. doi: 10.3390/ijerph17197329
14. Seng PH, Affandi MABN, Kamaruzzaman NNB, Panierselvam DKA/P, Mohammed AF. A Cross Sectional Study On The Benefit And Health Issues Among Esports Players. *Nat. Volatiles & Essent. Oils* 2021; 8: 3922-3938
15. Paramitha ST, Hasan MF, Ilsya MNF, Anggraeni L, Ramadhan MG. Level of Physical Activity of Indonesian Esport Athletes in the Piala Presiden Esport 2019. *J. SPORTIF J Penelit. Pembelajaran* 2021; 7: 71-83
16. Giakoni-Ramírez F, Merellano-Navarro E, Duclos-Bastías D. Professional Esports Players: Motivation and Physical Activity Levels. *Int J Environ Res Public Health* 2022; 19: 2256. doi: 10.3390/ijerph19042256
17. DiFrancisco-Donoghue J, Werner WG, Douris PC. Esports players, got muscle? Competitive video game players' physical activity, body fat, bone mineral content, and muscle mass in comparison to matched controls. *J Sport Health Sci* 2022; 11: 725-730. doi: 10.1016/j.jshs.2020.07.006
18. Pereira AM, Figueiredo P, Seabra A, Brito J. Evaluation of physical activity levels in FPF eSports e-athletes. *Motricidade* 2019; 15: 188
19. Pereira AM, Verhagen E, Figueiredo P, Seabra A, Martins A, Brito J. Physical Activity Levels of Adult Virtual Football Players. *Front Psychol* 2021; 12: 596434
20. DiFrancisco-Donoghue J, Balentine J, Schmidt G, Zwibel H. Managing the Health of the ESport Athlete: An Integrated Health Management Model. *BMJ Open Sport Exerc. Med* 2019; 5: e000467. doi: 10.1136/bmjsem-2018-000467
21. Clements AJ, Paul RW, Lencer AJ, Seigerman DA, Erickson BJ, Bishop ME. Analysis of Musculoskeletal Injuries Among Collegiate Varsity Electronic Sports Athletes. *Cureus* 2022; 14: e31487
22. Lindberg L, Nielsen SB, Dagmaard M, Sloth OR, Rathleff MS, Straszek CL. Musculoskeletal pain is common in competitive gaming: a cross-sectional study among Danish esports athletes. *BMJ Open Sport Exerc Med* 2020; 6: :000799. doi: 10.1136/bmjsem-2020-000799
23. Lam WK, Liu RT, Chen B, Huang XZ, Yi J, Wong DW. Health Risks and Musculoskeletal Problems of Elite Mobile ESports Players: A Cross-Sectional Descriptive Study. *Sports Med Open* 2022; 8: 65. doi: 10.1186/s40798-022-00458-3
24. Zwibel H, DiFrancisco-Donoghue J, DeFeo A, Yao S. An Osteopathic Physician's Approach to the Esports Athlete *J Osteopath Med* 2019; 119: 756-762. doi: 10.7556/jaoa.2019.125
25. WHO [World Human Organization]. Mean Body Mass Index (BMI). <https://www.who.int/data/gho/data/themes/topics/topic-details/GHO/body-mass-index> (accessed 2023 June 27)
26. Biernat E, Stupnicki R, Gajewski AK. Międzynarodowy Kwestionariusz Aktywności Fizycznej (IPAQ) - wersja polska [International Physical Activity Questionnaire (IPAQ) - Polish version]. *Wychowanie Fizyczne i Sport* 2007; 51: 47-54
27. Talaga, J. *Sprawność Fizyczna Ogólna-Testy; Zysk i S-ka: Poznań, Poland, 2004.*
28. AlMarzooqi MA, Alhaj OA, Alrasheed MM, Helmy M, Trabelsi K, Ebrahim A, Hattab S, Jahrami HA, Ben Saad H. Symptoms of Nomophobia, Psychological Aspects, Insomnia and Physical Activity: A Cross-Sectional Study of ESports Players in Saudi Arabia. *Healthcare* 2022; 10: 257. doi: 10.3390/healthcare10020257
29. Roncone J, Kornspan AS, Hayden EW, Fay M. The Relationship of Physical Activity and Mental Toughness in Collegiate Esports Varsity Student-Athletes. *OAHPERD* 2020: XXXXI; 31-40
30. Ketelhut S, Martin-Niedecken AL, Zimmermann P, Nigg CR. Physical Activity and Health Promotion in Esports and Gaming—Discussing Unique Opportunities for an Unprecedented Cultural Phenomenon. *Front. Sports Act. Living* 2021; 3: 693700. doi: 10.3389/fspor.2021.693700
31. Marker C, Gnams T, Appel M. Exploring the myth of the chubby gamer: A meta-analysis on sedentary video gaming and body mass. *Social science & medicine* 2019: 112325
32. Fletcher GF, Balady GJ, Amsterdam EA, Chaitman B, Eckel R, Fleg J, Froelicher VF, Leon AS, Piña IL, Rodney R, Simons-Morton DA, Williams MA, Bazzarre T. Exercise standards for testing and training: a statement for healthcare professionals from the American Heart Association. *Circulation* 2001; 104: 1694-1740. doi: 10.1161/hc3901.095960
33. Thompson WR, Gordon NF, Pescatello LS. *ACSM's Guidelines for exercise testing and prescription*. 8th ed. Philadelphia: Lippincott Williams and Wilkins; 2010: 85
34. Kaminsky LA, Arena R, Beckie TM, Brubaker PH, Church TS, Forman DE, Franklin BA, Gulati M, Lavie CJ, Myers J, Patel MJ, Piña IL, Weintraub WS, Williams MA. The importance of cardiorespiratory fitness in the United States: the need for a national registry: a policy statement from the American Heart Association. *Circulation* 2013; 127: 652-662

35. Vähä-Ypyä H, Sievänen H, Husu P, Tokola K, Vasankari T. Intensity Paradox-Low-Fit People Are Physically Most Active in Terms of Their Fitness. *Sensors (Basel)* 2021; 21: 206. doi: 10.3390/s21062063
36. Astrand I. Aerobic work capacity in men and women with special reference to age. *Acta Physiol Scand Suppl* 1960; 49: 1-92
37. Claytor RP, Cox RH, Howley ET, Lawler KA, Lawler JE. Aerobic power and cardiovascular response to stress. *J Appl Physiol* (1985) 1988; 65: 1416-1423. doi: 10.1152/jappl.1988.65.3.1416
38. Marsh AP, Martin PE. Effect of cycling experience, aerobic power, and power output on preferred and most economical cycling cadences. *Med Sci Sports Exerc* 1997; 29: 1225-1232. doi: 10.1097/00005768-199709000-00016
39. Wilkerson DP, Koppo K, Barstow TJ, Jones AM. Effect of work rate on the functional 'gain' of Phase II pulmonary O<sub>2</sub> uptake response to exercise. *Respir Physiol Neurobiol* 2004; 142: 211-223. doi: 10.1016/j.resp.2004.06.001
40. Majerczak J, Szkutnik Z, Karasinski J, Duda K, Kolodziejski L, Zoladz JA. High content of MYHC II in vastus lateralis is accompanied by higher VO<sub>2</sub>/power output ratio during moderate intensity cycling performed both at low and at high pedalling rates. *J Physiol Pharmacol* 2006; 57:199-215
41. Hodgson MD, Keir DA, Copithorne DB, Rice CL, Kowalchuk JM. Power reserve following ramp-incremental cycling to exhaustion: implications for muscle fatigue and function. *J Appl Physiol* (1985). 2018; 125: 304-312. doi: 10.1152/jappphysiol.00722.2017
42. Tabata I, Nishimura K, Kouzaki M, Hirai Y, Ogita F, Miyachi M, Yamamoto K. Effects of moderate-intensity endurance and *Sports Exerc* 1996; 28: 1327-1330
43. Lucía A, Hoyos J, Chicharro JL. Preferred pedalling cadence in professional cycling. *Med Sci Sports Exerc* 2001; 33: 1361-1366. doi: 10.1097/00005768-200108000-00018
44. Ruiz-Alias SA, Olaya-Cuartero J, Nancupil-Andrade AA, García-Pinillos F. 9/3-Minute Running Critical Power Test: Mechanical Threshold Location With Respect to Ventilatory Thresholds and Maximum Oxygen Uptake. *Int. J. Sports Physiol. Perform* 2022; 17: 1-8. doi: 10.1123/ijssp.2022-0069
45. Michalik K, Danek N, Zatoń M. Comparison of the Ramp and Step Incremental Exercise Test Protocols in Assessing the Maximal Fat Oxidation Rate in Youth Cyclists. *J Hum Kinet* 2021; 80: 163-172. doi: 10.2478/hukin-2021-0104
46. Fabre N, Passelegue P, Bouvard M, Perrey S. Comparison of heart rate deflection and ventilatory threshold during a field cross-country roller-skiing test. *J Strength Cond Res* 2008; 22: 1977-1984. doi:10.1519/JSC.0b013e3181874ae9
47. Foster C, Farland CV, Guidotti F, Harbin M, Roberts B, Schuette J, Tuuri A, Doberstein ST, Porcari JP. The Effects of High Intensity Interval Training vs Steady State Training on Aerobic and Anaerobic Capacity. *J Sports Sci Med* 2015; 14: 747-755
48. Millet G, Vleck V, Bentley D. Physiological Differences Between Cycling and Running. *Sports Med* 2009; 39: 179-206
49. Price S, Wiecha S, Ciesliński I, Śliż D, Kasiak PS, Lach J, Gruba G, Kowalski T, Mamcarz A. Differences between Treadmill and Cycle Ergometer Cardiopulmonary Exercise Testing Results in Triathletes and Their Association with Body Composition and Body Mass Index. *Int J Environ Res Public Health* 2022; 19: 3557. doi: 10.3390/ijerph19063557
50. Cunningham DA, Nancekivill EA, Paterson DH, Donner AP, Rechnitzer PA. Ventilation threshold and aging. *J Gerontol* 1985; 40: 703-702
51. Christie CJ, Lock BI. Impact of training status on maximal oxygen uptake criteria attainment during running. *SAJSM* 2009; 21. doi: 10.17159/2078-516X/2009/v21i1a303
52. Bragada, JA, Bartolomeu RF, Rodrigues PM, Magalhães PM, Bragada JP, Morais JE. Validation of StepTest4all for Assessing Cardiovascular Capacity in Young Adults. *Int J Environ Res Public Health* 2022; 19: 11274. doi: 10.3390/ijerph191811274
53. Khammassi M, Ouerghi N, Hadj-Taieb S, Feki M, Thivel D, Bouassida A. Impact of a 12-week high-intensity interval training without caloric restriction on body composition and lipid profile in sedentary healthy overweight/obese youth. *J Exerc Rehabil* 2018; 14: 118-125. doi: 10.12965/jer.1835124.562
54. Grandys M, Majerczak J, Duda K, Zapart-Bukowska J, Kulpa J, Zoladz JA. Endurance training of moderate intensity increases testosterone concentration in young, healthy men. *Int J Sports Med* 2009; 30: 489-495. doi: 10.1055/s-0029-1202340
55. Pallarés JG, Lillo-Bevia JR, Morán-Navarro R, Cerezuela-Espejo V, Mora-Rodriguez R. Time to exhaustion during cycling is not well predicted by critical power calculations. *Appl Physiol Nutr Metab* 2020; 45: 753-760. doi: 10.1139/apnm-2019-0637.

56. Sharma AP, Bentley DJ, Mejuto G, Etxebarria N. A Contemporary Variable-Power Cycling Protocol to Discriminate Race-Specific Performance Ability. *Int J Sports Physiol Perform* 2020; 1-6. doi: 10.1123/ijsp.2019-0558
57. Mukhopadhyay S, Sidhu LS, Verma SK. A Comparison of Cardiopulmonary Response of Elite Indian Distance Athletes with Certain Selected Elite Power Event Groups. *The Anthropologist* 2001; 3: 91-97. doi: 10.1080/09720073.2001.11890695
58. Majerczak J, Grandys M, Duda K, Zakrzewska A, Balcerczyk A, Kolodziejski L, Szymoniak-Chochol D, Smolenski RT, Bartosz G, Chlopicki S, Zoladz JA. Moderate-intensity endurance training improves endothelial glycocalyx layer integrity in healthy young men. *Exp Physiol* 2017; 102: 70-85. doi: 10.1113/EP085887
59. Joyner MJ, Coyle EF. Endurance exercise performance: the physiology of champions. *J Physiol* 2008; 586: 35-44. doi: 10.1113/jphysiol.2007.143834
60. Chwała W, Klimek A, Mirek W. Changes in energy cost and total external work of muscles in elite race walkers walking at different speeds. *J Hum Kinet* 2014; 44: 129-136. doi: 10.2478/hukin-2014-0118
61. Grassi B, Rossiter HB, Zoladz JA. Skeletal Muscle Fatigue and Decreased Efficiency: Two Sides of the Same Coin? *Exercise and Sport Sciences Reviews* 2015; 43: 75-83
62. Thorland W, Podolin DA, Mazzeo RS. Coincidence of lactate threshold and HR-power output threshold under varied nutritional states. *Int J Sports Med* 1994; 15: 301-304. doi: 10.1055/s-2007-1021064
63. Messonnier LA, Emhoff CA, Fattor JA, Horning MA, Carlson TJ, Brooks GA. Lactate kinetics at the lactate threshold in trained and untrained men. *J Appl Physiol* (1985) 2013; 114: 1593-1602. doi: 10.1152/jappphysiol.00043.2013
64. Alam RRI, Rahayu S, Raharjo A. Relationship Between Physical Activity, Healthy Lifestyle Behavior And Physical Fitness Of Palu City Esport Players. *JUARA:Jurnal Olahraga* 2023; 8: 511-522
65. McGee C, Hwu M, Nicholson L. More than a game: musculoskeletal injuries and a key role for the physical therapist in Esports. *JOSPT* 2021; 51: 415-417
66. Toth AJ, Ramsbottom N, Kowal M, Campbell MJ. Converging Evidence Supporting the Cognitive Link between Exercise and Esport Performance: A Dual Systematic Review. *Brain Sci* 2020; 10: 859. doi: 10.3390/brainsci10110859
67. Saputra DS, Manongga D. The Concept and Future of Intelligent Personal Assistant Based on Artificial Autonomy for Gamers in Indonesia. *Design Engineering* 2021: 1940-1956.
68. Callaghan P. Exercise: a neglected intervention in mental health care? *J. Psychiatr. Ment. Health Nurs* 2004; 11: 476-483. doi: 10.1111/j.1365-2850.2004.00751.x
69. Chennaoui M, Arnal PJ, Sauvet F, Léger D. Sleep and exercise: a reciprocal issue? *Sleep Med Rev* 2015; 20: 59-72. doi: 10.1016/j.smr.2014.06.008
70. Oudegeest-Sander MH, Eijvogels TH, Verheggen RJ, Poelkens F, Hopman MT, Jones H, Thijssen DH. Impact of physical fitness and daily energy expenditure on sleep efficiency in young and older humans. *Gerontology* 2013; 59: 8-16. doi: 10.1159/000342213
71. Tammelin T, Näyhä S, Rintamäki H, Zitting P. Occupational physical activity is related to physical fitness in young workers. *Med Sci Sports Exerc* 2002; 34: 158-165. doi: 10.1097/00005768-200201000-00024
72. Osailan A. The relationship between smartphone usage duration (using smartphone's ability to monitor screen time) with hand-grip and pinch-grip strength among young people: an observational study. *BMC Musculoskelet Disord* 2021; 22: 86. doi: 10.1186/s12891-021-04054-6
73. Chaudhary S, Khadka R, Pandey KR, Paudel BH, Shah GJ, Chaudhary HP. Assessment of Physical Fitness in Medical Students. *JNGMC* 2022; 19: 84-88. doi: 10.3126/jngmc.v19i1.40432
74. Polina SV, Jayamala AK, Priyadharshini KU, Subhashri S, Pavitra B, Saraswathi M. Assessment of physical activity and physical fitness among undergraduate medical students. *Natl J Physiol Pharm Pharmacol* 2023; 13: 47-53. doi: 10.5455/njppp.2023.13.05219202226052022
75. Mirza FT, Noor N, Noor IH, Latir A. Level of Physical Fitness among Physiotherapy Students in Public Universities in Malaysia. *MJMHS* 2022; 16: 36-42. doi: 10.47836/mjmhs18.s15.6
76. Wang J. The association between physical fitness and physical activity among Chinese college students. *J. Am. Coll. Health* 2019; 67: 602-609. doi: 10.1080/07448481.2018.1515747
77. Osipov AY, Potop V, Nagovitsyn RS, Zemba EA, Knyazev AP, Orlova II, Ratmanskaya TI, Iermakov SS. Indicators of physical activity and fitness of male students at Russian universities. *Phys Educ Stud* 2020; 24: 40-46. doi: 10.15561/20755279.2020.0105
78. Portela BS, Zannin PHT. The Whole-Body Vibration in Bus Drivers: Association with Physical Fitness and Low Back Pain. *IJIER* 2021; 9: 44-56. doi: 10.31686/ijier.vol9.iss2.2938
79. Nagorsky E, Wiemeyer J. The Structure of Performance and Training in Esports. *PLoS ONE* 2020; 15: e0237584. doi: 10.1371/journal.pone.0237584

80. Yin K, Zi Y, Zhuang W, Gao Y, Tong Y, Song L, Liu Y. Linking Esports to health risks and benefits: Current knowledge and future research needs. *J Spoert Health Sci* 2020; 9: 485-488. doi: 10.1016/j.jsbs.2020.04.006
81. Vanhees L, Lefevre J, Philippaerts R, Martens M, Huygens W, Troosters T, Beunen G. How to assess physical activity? How to assess physical fitness? *Eur J Cardiovasc Prev Rehabil* 2005; 12: 102-114
82. Özkan A, Bozkus T, Özkan, Kayihan G. Determination of energy intake and dietary habits and their relationship with physical activity levels and healthy lifestyle behaviours of primary education and pre-service teachers *Balt J Health Phys Act* 2021; 13: 17-27
83. Lelonek M, Przychodni A. Level of physical activity during school recess within aspect of available dedicated playing space. *Phys Act Rev* 2020; 8(2): 30-37. doi: 10.16926/par.2020.08.19
84. De Las Heras B, Li O, Rodrigues L, Nepveu JF, Roig M. Exercise Improves Video Game Performance: A Win-Win Situation. *Med. Sci. Sports Exerc* 2020; 52: 1595-1602. doi: 10.1249/MSS.0000000000002277
85. Szot M, Karpęcka-Gałka E, Drózdź R, Frączek B. Can Nutrients and Dietary Supplements Potentially Improve Cognitive Performance Also in Esports? *Healthcare* 2022; 10: 186. doi: 10.3390/healthcare10020186
86. Pratt J, Hromadkova J, Malmuthuge N, Guan LL. Gut Microbiota and the Gut-Brain Axis in Neonatal Calves: Implications for Psychobiotic Usage for Stress Regulation. *Gut Microbiota, Immunity, and Health in Production Animals*. Cham: Springer International Publishing; 2022: 299-325
87. Sánchez-Miguel PA, Leo FM, Amado D, Pulido JJ, Sánchez-Oliva D. Relationships between Physical Activity Levels, Self-Identity, Body Dissatisfaction and Motivation among Spanish High School Students. *J Hum Kinet* 2017; 59: 29-38. doi: 10.1515/hukin-2017-0145
88. Kostrzewa M, Laskowski R, Wilk M, Błach W, Ignatjeva A, Nitychoruk M. Significant Predictors of Sports Performance in Elite Men Judo Athletes Based on Multidimensional Regression Models. *Int J Environ Res Public Health* 2020; 17(21): 8192. doi: 10.3390/ijerph17218192